

# Wavin PP-RCT Piping System

Product Catalog











# Making the sustainable, attainable

Sustainable thinking is good. Sustainable action is better. Better for the communities that we live in. Better for the planet that we share.

As a market leading contributor to the built environment, our sights are firmly set on leading our industry in sustainability by 2025. We're backing this ambition with real investment, real action, real outcomes and real leadership. Ultimately, our goal is to achieve Net Zero Carbon emissions by 2050.

Working with our customers, users and suppliers, we'll design out carbon from every product and process that we're responsible for. Our focus throughout will be to build healthier, more sustainable environments for all.

Our sustainability journey is well and truly underway at Wavin.

Let's work together to help build a better future for generations to come.




# Our purpose

## Building healthy, sustainable environments

There are four pillars driving our sustainability journey, selected to reflect where we can contribute to the United Nation's published Sustainable Development Goals. These pillars form the foundation of our purpose: to build healthy, sustainable environments.

While we build and create value through our products and services, we do so in a mindful way – by using as much recycled material as possible, reducing energy consumption and waste, and keeping a close eye on our footprint. In other words, doing our utmost to create a sustainable future.



The four pillars form the foundation of our purpose: to build healthy, sustainable environments



### Safe and efficient water supply

Future generations face a 40% shortfall between water supply and demand. Alongside other experts, Wavin is working to deliver safe and clean water security through enhanced rainwater reuse, the digitalisation of water management and more secure and durable piping.

### Better sanitation and hygiene

Outdated sewer systems are overwhelmed by a triple whammy of urbanisation, population growth and climate change. We're working towards a healthier future with long-lasting sanitation solutions that deliver greater capacity, fewer leaks, less clogging and better monitoring.



### Climate resilient cities

Smarter systems are needed to meet the five big challenges our cities face: floods, droughts, heat stress, ground water depletion and surface-water pollution. From roof to river, we are helping with connected water capture, attenuation, cleaning, reuse and transportation solutions to make cities climate resilient.

### Better building performance

Constrained by time, cost and product sourcing challenges, many of today's buildings fail to deliver on their expected performance. Through improved digital modelling, we can help our partners predict time and resource needs throughout the building process and provide intelligent solutions for better urban living.





# References

Wavin PP-RCT is a tested system that has been widely used all over Europe, Asia, Middle East, and other parts of the world

for decades. It is the number one choice for all professionals as well as owners.



**National Theater**  
Prague, Czech Republic



**General sanitation**  
Male, Maldives



**Elementary School**  
Třanovice, Czech Republic



**Serenia Residence The Palm**  
Dubai, United Arab Emirates



**Residential building complex**  
Bard Lakopark, Hungary



**Circular Economy Project**  
Breda, Netherlands



# Product sustainability

At Wavin, we're committed to measuring the real-world impacts of our products and services throughout their life cycle. By assessing their carbon footprint and understanding what effect they have on the environment, we can seek more sustainable alternatives and continue to refine our blueprint for building a better future.





# About us



**Wavin is a leading global provider of innovative water management solutions for resilient construction.** As an Orbia business and a part of the business group 'Building & Infrastructure', **Wavin offers sustainability-based customer solutions for drinking water, sanitation, climate resilient cities and better building performance.** Redefining today's pipes and fittings industry with durable products and solutions that require less construction to install and innovating sustainable technologies for water collection and management, heating and cooling and a revolutionary road surface. Wavin headquarters are located in Zwolle, the Netherlands and it **serves 80+ countries on three continents with its 66 production sites located in 36 countries.** Wavin employs approximately 12 000 people

## Wavin is part of Orbia

Wavin is part of Orbia, a **community of companies bound together by a shared purpose: to advance life around the world.** Orbia is a purpose-led company, passionate about the challenges that define how people will live and thrive

tomorrow. Our decades-long history began as a leading producer of commodities, and through investment and strategic growth we've become **a global leader in polymers, materials, and infrastructure.** Today, we operate in **41 countries and employ more than 22,000 people worldwide.**

## Solutions for Drinking Water

**Delivering clean water efficiently and safely has become a world-wide problem.** Water is lost due to leakages and ageing networks. We need to improve the distribution of clean drinking water from source to tap. We will work towards these goals by **raising the quality and performance of high-pressure water distribution networks, improving safety levels of indoor drinking water supply, and building towards a new (smarter) ways of managing drinking water.**



# Choice of pipe material



## Steel, copper or stainless steel are history

Metal was undoubtedly the most widespread material in the field of water distribution in the past. Galvanized steel and copper were most commonly used. **Galvanized steel is very rarely used for installations today, as the disadvantages are considerable laborious assembly, complex connection by means of threads, relatively large pressure losses in the distribution system, and especially the deposition of impurities in the pipeline, which negatively affects drinking water quality.** However, due to its low price and good fire protection properties, pipes made of this material are relatively widely used for utility water and fire water mains.

## Copper pipes have their challenges when it comes to distributing drinking water

Like steel pipes, they are prone to deposits. This is one of the reasons why copper is mainly used for heating distribution. Compared to steel, it offers easier assembly and lower pressure losses, on the other hand, it is quite expensive.

Undoubtedly, the highest quality metal systems are stainless steel pipes. They meet all the requirements for maintaining the required quality of drinking water, but due to the high purchase price, they are very rarely used for internal water distribution.





### Plastic is popular. And rightly so.

In the case of indoor plumbing, plastic replaces metal. There are several reasons: plastic pipes have a lower weight, can be easily and quickly installed, are durable, have a long service life, no dirt settles in them, have no negative effect on water quality and meet the strictest hygiene standards.

As in the case of metal, there is a relatively large selection of variants in plastic. Probably the most commonly used polyfusion welded system made of polypropylene (PP-R, PP-RCT), there are single-layer but also multi-layer pipes, which bring even greater pressure resistance at higher temperatures, and thus safety and durability. A good example of such a pipe is Wavin PP-RCT Basalt, which is reinforced with basalt fiber.

In the last few years, the PP-RCT material - a new-generation polypropylene, which gives the pipe exceptional strength and durability, has also begun to gain ground in the field of plastic distribution. Due to its properties, it is possible to use pipes with a reduced wall thickness than PP-R pipes for the same applications. For example, PP-RCT pipes, which are manufactured in the Czech Republic by Wavin, offer 37% higher flow rate compared to the previous generation of pipes, which allows the use of smaller pipes and thus significantly save not only costs but also the environment.







# Wavin PP-RCT

## Contents

Product range .....	12
Multilayer pipes made from PP-RCT .....	13
Basic Information .....	14
SDRs and Sizes .....	15
Applications .....	16
Standards & Certifications .....	17
Product Catalogue – Pipes .....	18
Product Catalog – Fittings .....	21
Product Catalog – Transition Fittings .....	30
Product Catalog – Saddles .....	33
Product Catalog – Valves and Flanges .....	35
Certificates and shortcuts .....	41
Warranty .....	42



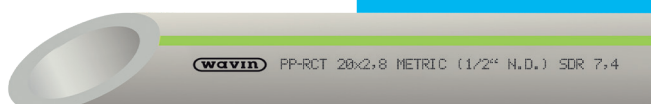
# Product range

## Major Areas of Application of Individual Pipe



NSF 14 & 61; ASTM F2389;  
CSA B 137.11

### Wavin PP-RCT



ND 1/2" to 4"  
Ø 20 – 125 mm

#### Wavin PP-RCT pipe

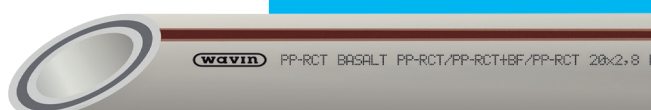
Material: PP-RCT

Pressure/Temperature rating:

- ⌚ 1/2" & 3/4" – SDR 7.4 – 120 PSI @ 180 F
- ⌚ 1" to 4" – SDR 9 – 145 PSI @ 140 F

Applications: Cold water – Potable water; Cooling; Chilled and Condenser water; Chemical Process Piping; Industrial.

### Wavin PP-RCT Basalt



ND 1/2" to 4"  
Ø 20 – 125 mm

#### Wavin PP-RCT Basalt pipe

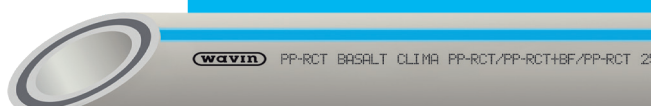
Material: PP-RCT multilayer with Fiber Basalt

Pressure/Temperature rating:

- ⌚ 1/2" to 2" – SDR 7.4 – 120 PSI @ 180 F
- ⌚ 2 1/2" to 4" – SDR 9 – 145 PSI @ 140 F

Applications: Hot & Cold water – Potable water; Potable Hot Recirculating Water; Cooling; Chilled and Condenser water; Chemical Process Piping; Industrial.

### Wavin PP-RCT Basalt Clima



ND 1" to 10"  
Ø 32 – 250 mm

#### Wavin PP-RCT Basalt Clima pipe

Material: PP-RCT multilayer with Fiber Basalt

Pressure/Temperature rating:

- ⌚ 1/2" & 3/4" – SDR 9 – 145 PSI @ 140 F
- ⌚ 1" to 10" – SDR 11 – 115 PSI @ 140 F

Applications: Cold water – Potable water; Cooling; Chilled and Condenser water; Chemical Process Piping; Industrial.

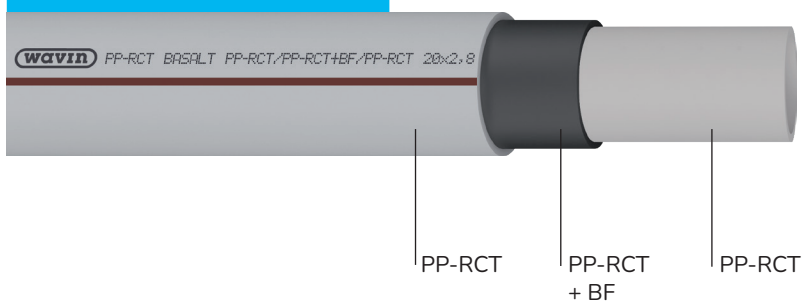
\* Minimum pressure ratings according per ASTM F2389 requirements. For higher operating conditions please contact Wavin.



# Multilayer pipes

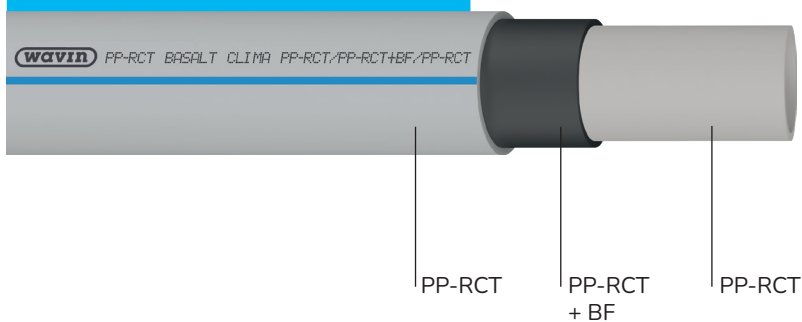
Made from PP-RCT

## Wavin PP-RCT Basalt



- 3× lesser thermal expansion
- no need for special pipe preparation
- hot water, heating

## Wavin PP-RCT Basalt Clima



- 3× lesser thermal expansion
- no need for special pipe preparation
- cold water, air conditioning



# Basic Information

Pipes and fittings of the Wavin PP-RCT System are produced in the following sizes (external pipe diameter is shown): 1/2", 3/4", 1", 1 1/4", 1 1/2", 2", 2 1/2", 3", 3 1/2", 4", 6", 8", 10" (20, 25, 32, 40, 50, 63, 75, 90, 110, 125, 160, 200 and 250 mm).

## Pipes

The pipes are produced in various combinations of operating pressure and temperatures in separate pressure lines (of various wall thicknesses):

- Monolayer pipe (PP-RCT) – Wavin PP-RCT pipes in standard single layer construction, SDR 7.4 & 9 suitable for hot & cold water
- Multilayer pipe (PP-RCT) – Wavin PP-RCT Basalt SDR 7.4 & 9 reinforced with basalt fiber, for hot water and central heating
- Multilayer pipe (PP-RCT) – Wavin PP-RCT Basalt Clima SDR 9 & 11 reinforced with basalt fiber for cold water, air conditioning and cooling

## The Wavin PP-RCT Basalt pipes

Three-layer pipes: The inner and outer layer is made of polypropylene type 4 (PP-RCT). The middle layer is from polypropylene type 4 (PP-RCT) reinforced with basalt fibers (BF). The composition of the layers can be schematically described as PP-RCT / PP-RCT + BF / PP-RCT. Due to the basalt fiber the thermal expansion occurring in the BASALT FIBER PLUS pipe is three times lower than in the all-plastic pipes.

## Fittings

Fittings (and adaptors) are manufactured for all piping types in the highest pressure range and in various configurations:

- Full-plastic fittings (sockets, elbows, T-pieces reduced and full-sized, reducers, blindings, cross-pieces)
- Combined fittings with lead free DZR brass (reducing coupling with metal thread, T-pieces, elbows for wall mounting, wall mounting groups with tap connectors, plastic reducing coupling with cap nut)
- Combined fittings for flanged joints
- Plastic ball- and globe- valves with metal insert
- Metal ball valves
- Special elements (crossovers, compensation pipes)
- Pipes and fittings of larger diameters than 125 mm are designed for butt fusion

## Recommendations Tool manufacturers:

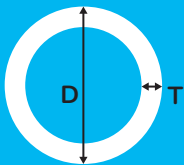
- Widos
- McElroy
- Ritmo-America



# SDRs and Sizes

## SDR – Standard Dimension Ratio

The PP-RCT plastic pipes have standardized outer diameter and wall thickness. Pipes of identical material with different wall thickness have different service parameters (service pressure / service temperature / service life). Wavin PP-RCT pipes are manufactured using a Standard Dimension Ratio (SDR), which is the ratio of pipe diameter to wall thickness.




$$SDR = D / T$$

For example, SDR for a 1" nominal pipe with outside diameter (D) of 1.22" (32 mm) and a wall thickness (T) of 0.14" (3.6 mm), the SDR is 9. A SDR 9 means that the outside diameter (D) of the pipe is 9 times the thickness (T) of the wall.


With a small SDR ratio, the pipe wall is thick compared to the diameter of the pipe. As a result, a low SDR pipe has a high-pressure rating, and a high SDR pipe has a low-pressure rating.\*

## Wavin offers the following SDRs piping system in North America




SDR = 7.4

330 PSI @ 73 F  
185 PSI @ 140 F  
120 PSI @ 180 F



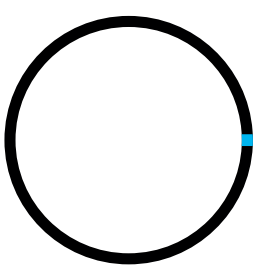
SDR = 9

260 PSI @ 73 F  
145 PSI @ 140 F  
95 PSI @ 180  
F\*\*\*



SDR = 11

210 PSI @ 73 F  
115 PSI @ 140 F  
75 PSI @ 180  
F\*\*\*



SDR = 17 \*\*

130 PSI @ 73 F

Minimum pressure ratings according per ASTM F 2389 requirements.  
For higher operating conditions please contact Wavin.

## Sizes

Wavin PP-RCT piping systems are manufactured in metric sizes. The pipes and packaging are marked in both metric sizes and imperial nominal dimension diameters. The tables provide a conversion from millimeters to inches based on similar dimensions and flow rate.

\* SDR pictures shown are for illustration purpose only. They are not actual SDR dimensions.  
\*\* SDR 17 coming soon. SDR 17 product is not typically used or rated at 140 F and 180 F.  
\*\*\* This rating does not comply with the 100 PSI minimum pressure rating requirements in plumbing codes

Nominal Diameter Imperial	Actual Diameter Metric
inches	mm
1/2	20
3/4	25
1	32
1 1/4	40
1 1/2	50
2	63
2 1/2	75
3	90
3 1/2	110
4	125
6	160
8	200
10	250



# Applications

Wavin PP-RCT is a plumbing & mechanical hot & cold-water pressure piping distribution system. It is designed for a wide range of applications, such as residential, commercial, HVAC and industrial. Its chemical resistant

composition and the high pressure & temperature performance rating, makes the system suitable for a wide range of applications.

Some of those most common field of applications are:



Hot & cold potable water plumbing distribution, for residential and commercial



Geothermal heating and cooling systems



Chilled water and condenser water for cooling towers, data centers, supercomputers



Industrial and process piping for applications such as chemical processes, semiconductor manufacturing, and high-purity pharmaceuticals.



Reclaimed water collection and distribution



Ship building industry



Hydronic distribution to radiators, convectors, fan coils, chilled beams, etc.



Irrigation



# Standards & Certifications

## Wavin national and international standards and approvals pertinent to PP-RCT piping system

- **NSF/ANSI 61-9**  
(Commercial Hot 180° F/82 °C)  
Suitable for potable water
- **NSF/ANSI 14**  
Meets piping performance requirements
- **NSF/ANSI 372**  
Standard for lead content in drinking water components
- **ASTM F2389-21**  
Standard specification for pressure rated polypropylene (PP) piping system
- **CSA B 137.11**  
Polypropylene (PP and PP-RCT) pipe and fittings for pressure applications



## National Standards:

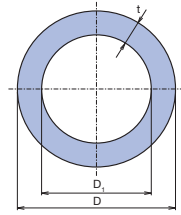
- Uniform Plumbing Code (UPC)
- Uniform Mechanical Code (UMC)
- International Plumbing Code® (IPC)
- International Residential Code® (IRC)
- International Mechanical Code® (IMC)
- National Plumbing Code of Canada
- California Residential Code (CRC)
- City of Los Angeles Residential Code
- Code of Massachusetts Regulation (CMR)

## International Standards:

- **EN ISO 15874**  
Plastic piping system for hot and cold water installation
- **EN ISO 9001**  
Quality management systems
- **EN ISO 14001**  
Standard for environmental management



# Product Catalog – Pipes



## Wavin PP-RCT pipe

Material: PP-RCT

Pressure/Temperature rating:

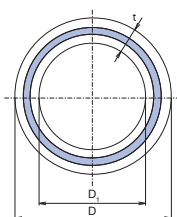
➤ 1/2" & 3/4" – SDR 7.4 – 120 PSI @ 180 F

➤ 1" to 4" – SDR 9 – 145 PSI @ 140 F

Minimum pressure ratings according per ASTM F2389 requirements. For higher operating conditions please contact Wavin.

Applications: Cold water – Potable water; Cooling; Chilled and Condenser water; Chemical Process Piping; Industrial.

CODE	SDR	D [ND]	D [mm]	D [in]	D <sub>1</sub> [in]	t [in]	l [in]	Pack [ft]	Weight w/o water [lb/ft]	Weight w water [lb/ft]	Water capacity [gal/ft]
STREP020S32	7.4	1/2"	20	0.79	0.57	0.11	13.1	328.1	0.09	0.21	0.015
STREP025S32	7.4	3/4"	25	0.98	0.71	0.14	13.1	196.9	0.13	0.33	0.024
STRE032S4	9	1"	32	1.26	0.98	0.14	13.1	131.2	0.21	0.53	0.039
STRE040S4	9	1 1/4"	40	1.57	1.22	0.18	13.1	78.7	0.33	0.83	0.061
STRE050S4	9	1 1/2"	50	1.97	1.53	0.22	13.1	52.5	0.51	1.30	0.095
STRE063S4	9	2"	63	2.48	1.92	0.28	13.1	39.4	0.81	2.06	0.151
STRE07558S4	9	2 1/2"	75	2.95	2.29	0.33	19.0	38.1	1.13	2.92	0.214
STRE09058S4	9	3"	90	3.54	2.75	0.40	19.0	19.0	1.64	4.21	0.308
STRE11058S4	9	3 1/2"	110	4.33	3.36	0.48	19.0	19.0	2.43	6.27	0.461
STRE12558S4	9	4"	125	4.92	3.82	0.55	19.0	19.0	3.13	8.09	0.595



#### Wavin PP-RCT Basalt Clima pipe

Material: PP-RCT multilayer with Fiber Basalt

Pressure/Temperature rating:

➤ 1/2" & 3/4" – SDR 9 – 145 PSI @ 140 F

➤ 1" to 10" – SDR 11 – 115 PSI @ 140 F

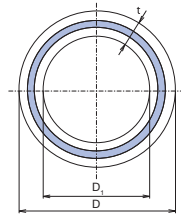
Minimum pressure ratings according per ASTM F2389 requirements. For higher operating conditions please contact Wavin.

Applications: Cold water – Potable water; Cooling; Chilled and Condenser water; Chemical Process Piping; Industrial.

CODE	SDR	D [ND]	D [mm]	D [in]	D <sub>i</sub> [in]	t [in]	l [in]	Pack [ft]	Weight w/o water [lb/ft]	Weight w water [lb/ft]	Water capacity [gal/ft]
STRFBC020TRCT	9	1/2"	20	0.79	0.61	0.09	13.1	328.1	0.09	0.21	0.015
STRFBC025TRCT	9	3/4"	25	0.98	0.76	0.11	13.1	196.9	0.13	0.33	0.024
STRFBC032TRCT	11	1"	32	1.26	1.03	0.11	13.1	131.2	0.18	0.54	0.043
STRFBC040TRCT	11	1 1/4"	40	1.57	1.28	0.15	13.1	78.7	0.29	0.85	0.067
STRFBC050TRCT	11	1 1/2"	50	1.97	1.61	0.18	13.1	52.5	0.45	1.32	0.105
STRFBC063TRCT	11	2"	63	2.48	2.02	0.23	19.0	39.4	0.70	2.10	0.167
STRFBC07558RCT	11	2 1/2"	75	2.95	2.42	0.27	19.0	38.1	1.01	2.99	0.238
STRFBC09058RCT	11	3"	90	3.54	2.90	0.32	19.0	19.0	1.42	4.28	0.342
STRFBC11058RCT	11	3 1/2"	110	4.33	3.54	0.39	19.0	19.0	2.12	6.39	0.512
STRFBC12558RCT	11	4"	125	4.92	4.02	0.45	19.0	19.0	2.74	8.25	0.660
STRFBC16058RCT	11	6"	160	6.30	5.15	0.57	19.0	19.0	4.82	13.84	1.082
STRFBC20058RCT	11	8"	200	7.87	6.44	0.72	19.0	19.0	7.49	21.60	1.692
STRFBC25058RCT	11	10"	250	9.84	8.06	0.89	19.0	19.0	11.33	33.39	2.646



# Product Catalog – Pipes



## Wavin PP-RCT Basalt pipe

Material: PP-RCT multilayer with Fiber Basalt

Pressure/Temperature rating:

➤ 1/2" to 2" – SDR 7.4 – 120 PSI @ 180 F

➤ 2 1/2" to 4" – SDR 9 – 145 PSI @ 140 F

Minimum pressure ratings according per ASTM F2389 requirements. For higher operating conditions please contact Wavin.

Applications: Hot & Cold water – Potable water; Potable Hot Recirculating Water; Cooling; Chilled and Condenser water; Chemical Process Piping; Industrial.

CODE	SDR	D [ND]	D [mm]	D [in]	D <sub>1</sub> [in]	t [in]	l [in]	Pack [ft]	Weight w/o water [lb/ft]	Weight w water [lb/ft]	Water capacity [gal/ft]
STRFB020TRCT	7.4	1/2"	20	0.79	0.57	0.11	13.1	328.1	0.10	0.21	0.013
STRFB025TRCT	7.4	3/4"	25	0.98	0.71	0.14	13.1	196.9	0.16	0.33	0.020
STRFB032TRCT	7.4	1"	32	1.26	0.91	0.17	13.1	131.2	0.26	0.54	0.034
STRFB040TRCT	7.4	1 1/4"	40	1.57	1.14	0.22	13.1	78.7	0.40	0.85	0.053
STRFB050TRCT	7.4	1 1/2"	50	1.97	1.43	0.27	13.1	52.5	0.63	1.32	0.083
STRFB063TRCT	7.4	2"	63	2.48	1.80	0.34	13.1	39.4	0.99	2.09	0.133
STRFB075TRCT	9	2 1/2"	75	2.95	2.29	0.33	19.0	38.1	1.18	2.97	0.214
STRFB090TRCT	9	3"	90	3.54	2.75	0.40	19.0	19.0	1.71	4.28	0.308
STRFB110TRCT	9	3 1/2"	110	4.33	3.36	0.48	19.0	19.0	2.54	6.38	0.461
STRFB125TRCT	9	4"	125	4.92	3.82	0.55	19.0	19.0	3.28	8.24	0.595

# Product Catalog – Fittings

## Wavin PP-RCT Fittings

Material: PP-RCT

Size range: 1/2" to 4"

SDR: 7.4

Pressure/Temperature rating: 120 PSI @ 180 F

Minimum pressure ratings according per ASTM F2389 requirements. For higher operating conditions please contact Wavin.

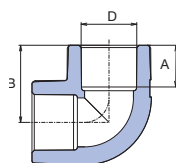
Applications: Hot & Cold water - Potable water; Potable Hot Recirculating Water; Cooling; Chilled and Condenser water; Chemical Process Piping; Industrial.

Approvals & Certifications:

➤ NSF 14 & 61

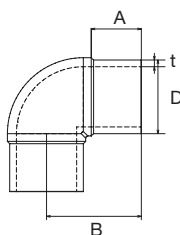
➤ ICC

➤ ASTM F2389



## Elbow 90°

CODE	D [ND]	D [mm]	D [in]	A [in]	B [in]	Packaging [pcs/pack]	Weight [lb/pc]
SKO02090RCT	1/2"	20	0.79	0.57	1.06	20	0.040
SKO02590RCT	3/4"	25	0.98	0.63	1.22	20	0.066
SKO03290RCT	1"	32	1.26	0.71	1.44	10	0.086
SKO04090RCT	1 1/4"	40	1.57	0.81	1.69	5	1.454
SKO05090RCT	1 1/2"	50	1.97	0.93	2.01	10	0.275
SKO06390RCT	2"	63	2.48	1.08	2.36	5	0.529
SKO07590RCT	2 1/2"	75	2.95	1.18	2.76	1	0.879
SKO09090RCT	3"	90	3.54	1.30	3.17	1	1.322
SKO11090RCT	3 1/2"	110	4.33	1.46	3.72	1	2.238
SKO12590RCT	4"	125	4.92	1.57	4.20	1	3.262



## Elbow 90° (Butt Fusion)

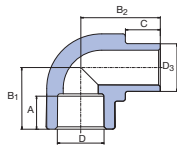
SDR: 11

Pressure/Temperature rating: 115 PSI @ 140 F

CODE	D [ND]	D [mm]	D [in]	A [in]	B [in]	t [in]	Packaging [pcs/pack]	Weight [lb/pc]
SKO16090XXX	6"	160	6.30	4.06	8.27	0.57	1	6.608
SKO20090XXX	8"	200	7.87	4.53	9.41	0.72	1	11.454
SKO25090XXX	10"	250	9.84	4.57	9.84	0.89	1	23.128

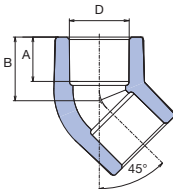


# Product Catalog – Fittings



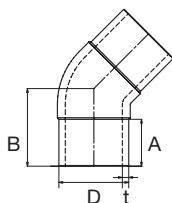
**Street Elbow 90°**

CODE	D D <sub>3</sub> [ND]	D D <sub>3</sub> [mm]	D D <sub>3</sub> [in]	A [in]	B <sub>1</sub> [in]	B <sub>2</sub> [in]	C [in]	Packaging [pcs/pack]	Weight [lb/pc]
SKO120RCTX	1/2"	20	0.79	0.57	1.06	1.19	0.51	20	0.031
SKO125RCTX	3/4"	25	0.98	0.63	1.22	1.38	0.55	20	0.053
SKO132RCTX	1"	32	1.26	0.71	1.44	1.66	0.63	20	0.073



**Elbow 45°**

CODE	D [ND]	D [mm]	D [in]	A [in]	B [in]	Packaging [pcs/pack]	Weight [lb/pc]
SKO02045RCT	1/2"	20	0.79	0.57	0.82	20	0.031
SKO02545RCT	3/4"	25	0.98	0.63	0.94	20	0.053
SKO03245RCT	1"	32	1.26	0.71	1.06	10	0.066
SKO04045RCT	1 1/4"	40	1.57	0.81	1.24	5	0.115
SKO05045RCT	1 1/2"	50	1.97	0.93	1.44	5	0.203
SKO06345RCT	2"	63	2.48	1.08	1.69	5	0.414
SKO07545RCT	2 1/2"	75	2.95	1.18	1.89	2	0.599
SKO09045RCT	3"	90	3.54	1.30	2.15	1	0.894
SKO11045RCT	3 1/2"	110	4.33	1.46	2.44	1	1.562
SKO12545RCT	4"	125	4.92	1.57	2.75	1	2.308

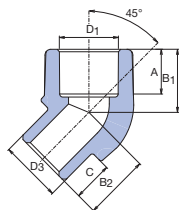


**Elbow 45° (Butt Fusion)**

SDR: 11

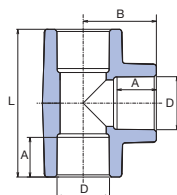
Pressure/Temperature rating: 115 PSI @ 140 F

CODE	D [ND]	D [mm]	D [in]	A [in]	B [in]	t [in]	Packaging [pcs/pack]	Weight [lb/pc]
SKO16045XXX	6"	160	6.30	4.21	6.89	0.57	1	5.286
SKO20045XXX	8"	200	7.87	4.65	7.48	0.72	1	8.811
SKO25045XXX	10"	250	9.84	5.12	8.46	0.89	1	15.639



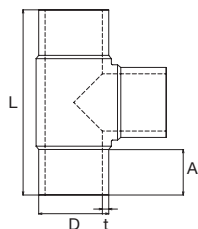
### Street Elbow 45°

CODE	D <sub>1</sub> D <sub>3</sub> [ND]	D <sub>1</sub> D <sub>3</sub> [mm]	D <sub>1</sub> D <sub>3</sub> [in]	A [in]	B <sub>1</sub> [in]	B <sub>2</sub> [in]	C [in]	Packaging [pcs/pack]	Weight [lb/pc]
SKO12045RCT	1/2"	20	0.79	0.57	0.82	0.85	0.51	10	0.026
SKO12545XRCT	3/4"	25	0.98	0.63	0.94	0.94	0.55	10	0.057
SKO13245RCT	1"	32	1.26	0.71	1.06	1.06	0.63	20	0.070



### Tee

CODE	D [ND]	D [mm]	D [in]	A [in]	B [in]	t [in]	Packaging [pcs/pack]	Weight [lb/pc]
STK020RCTX	1/2"	20	0.79	0.57	1.06	2.13	20	0.048
STK025RCTX	3/4"	25	0.98	0.63	1.26	2.36	20	0.084
STK032RCTX	1"	32	1.26	0.71	1.41	2.87	10	0.108
STK040RCTX	1 1/4"	40	1.57	0.81	1.52	3.39	5	0.185
STK050RCTX	1 1/2"	50	1.97	0.93	2.01	4.02	5	0.348
STK063RCTX	2"	63	2.48	1.08	2.42	4.84	5	0.698
STK075RCTX	2 1/2"	75	2.95	1.18	2.76	5.52	1	1.068
STK090RCTX	3"	90	3.54	1.30	3.17	6.35	1	1.634
STK110RCTX	3 1/2"	110	4.33	1.46	3.72	7.45	1	2.711
STK125RCTX	4"	125	4.92	1.57	4.15	8.31	1	3.885



### Tee (Butt Fusion)

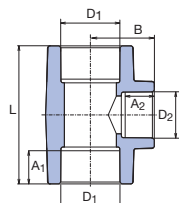
SDR: 11

Pressure/Temperature rating: 115 PSI @ 140 F

CODE	D [ND]	D [mm]	D [in]	A [in]	B [in]	t [in]	Packaging [pcs/pack]	Weight [lb/pc]
STK160XXXXX	6"	160	6.30	4.09	16.65	0.57	1	9.031
STK200XXXXX	8"	200	7.87	4.61	19.72	0.72	1	15.859
STK250XXXXX	10"	250	9.84	5.16	23.43	0.89	1	29.956



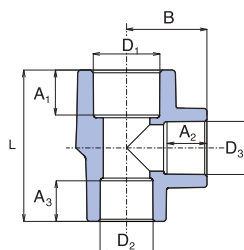
# Product Catalog – Fittings



Reducing Tee

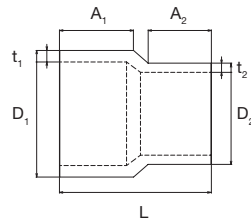
CODE	$D_1 \times D_2$ [ND]	$D_1 \times D_2$ [mm]	$D_1$ [in]	$D_2$ [in]	$A_1$ [in]	$A_2$ [in]	L [in]	B [in]	Packaging [pcs/pack]	Weight [lb/pc]
STKR02520RCT	3/4" × 1/2"	25 × 20	0.98	0.79	0.63	0.57	2.17	1.14	20	0.070
STKR03220RCT	1" × 1/2"	32 × 20	1.26	0.79	0.71	0.57	2.64	1.35	10	0.077
STKR03225RCT	1" × 3/4"	32 × 25	1.26	0.98	0.71	0.63	2.60	1.35	10	0.081
STKR04020RCT	1 1/4" × 1/2"	40 × 20	1.57	0.79	0.81	0.57	2.60	1.46	10	0.123
STKR04025RCT	1 1/4" × 3/4"	40 × 25	1.57	0.98	0.81	0.63	2.80	1.52	10	0.137
STKR04032RCT	1 1/4" × 1"	40 × 32	1.57	1.26	0.81	0.71	3.07	1.63	5	0.156
STKR05025RCT	1 1/2" × 3/4"	50 × 25	1.97	0.98	0.93	0.63	3.03	1.69	5	0.229
STKR05032RCT	1 1/2" × 1"	50 × 32	1.97	1.26	0.93	0.71	3.31	1.81	5	0.256
STKR05040RCT	1 1/2" × 1 1/4"	50 × 40	1.97	1.57	0.93	0.81	3.62	1.89	5	0.291
STKR06325RCT	2" × 3/4"	63 × 25	2.48	0.98	1.08	0.63	3.35	1.96	5	0.368
STKR06332RCT	2" × 1"	63 × 32	2.48	1.26	1.08	0.71	3.62	2.05	5	0.430
STKR06340RCT	2" × 1 1/4"	63 × 40	2.48	1.57	1.08	0.81	3.94	2.15	5	0.507
STKR06350RCT	2" × 1 1/2"	63 × 50	2.48	1.97	1.08	0.93	4.33	2.25	5	0.562
STKR07540RCT*	2 1/2" × 1 1/4"	75 × 40	2.95	1.57	1.18	0.81	4.54	2.50	1	0.841
STKR07550RCT*	2 1/2" × 1 1/2"	75 × 50	2.95	1.97	1.18	0.93	4.54	2.50	1	0.793
STKR07563RCT*	2 1/2" × 2"	75 × 63	2.95	2.48	1.18	1.08	5.06	2.66	1	0.793
STKR09075RCT*	3" × 2 1/2"	90 × 75	3.54	2.95	1.31	1.18	5.76	3.06	1	1.333

\* MTO



Reducing Tee

CODE	$D_1 \times D_2 \times D_3$ [ND]	$D_1 \times D_2 \times D_3$ [mm]	$D_1$ [in]	$D_2$ [in]	$D_3$ [in]	$A_1$ [in]	$A_2$ [in]	$A_3$ [in]	L [in]	B [in]	Packaging [pcs/pc]	Weight [lb/pc]
STKR0252020RCT	3/4" × 1/2" × 1/2"	25 × 20 × 20	0.98	0.79	0.79	0.63	0.57	0.57	2.17	1.15	10	0.070
STKR0322020RCT	1" × 1/2" × 1/2"	32 × 20 × 20	1.26	0.79	0.79	0.71	0.57	0.57	2.26	1.29	10	0.077
STKR0322025RCT	1" × 3/4" × 1/2"	32 × 25 × 20	1.26	0.98	0.79	0.71	0.57	0.57	2.32	1.29	10	0.081
STKR0322525RCT	1" × 3/4" × 3/4"	32 × 25 × 25	1.26	0.98	0.98	0.71	0.71	0.71	2.60	1.35	10	0.123

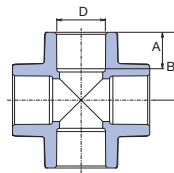


## Reducer (Butt Fusion)

SDR: 11

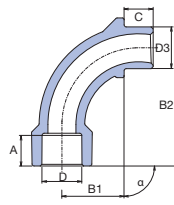
Pressure/Temperature rating: 115 PSI @ 140 F

CODE	D <sub>1</sub> × D <sub>2</sub> [ND]	D <sub>1</sub> × D <sub>2</sub> [mm]	D <sub>1</sub> [in]	D <sub>2</sub> [in]	t <sub>1</sub> [in]	t <sub>2</sub> [in]	A <sub>1</sub> [in]	A <sub>2</sub> [in]	L [in]	Packaging [pcs/pack]	Weight [lb/pc]
SRE1160110X	6" × 3 1/2"	160 × 110	6.30	4.33	0.57	0.57	4.17	3.62	8.90	1	2.643
SRE1160125X	6" × 4"	160 × 125	6.30	4.92	0.57	0.57	4.13	3.66	8.66	1	2.925
SRE1200160X	8" × 6"	200 × 160	7.87	6.30	0.72	0.57	4.61	3.94	9.45	1	4.626
SRE1250160X	10" × 6"	250 × 160	9.84	6.30	0.89	0.57	2.36	2.20	6.38	1	6.608
SRE1250200X	10" × 8"	250 × 200	9.84	7.87	0.89	0.72	5.04	4.57	10.79	1	7.930



## Cross Piece

CODE	D [ND]	D [mm]	D [in]	A [in]	B [in]	Packaging [pcs/pack]	Weight [lb/pc]
SKRI020RCT	1/2"	20	0.79	0.57	1.04	20	0.053
SKRI025RCT	3/4"	25	0.98	0.63	1.19	20	0.093
SKRI032RCT	1"	32	1.26	0.71	1.38	10	0.154
SKRI040RCT	1 1/4"	40	1.57	0.81	1.65	10	0.282



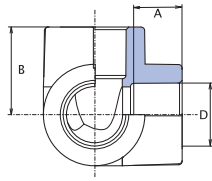
## Street Elbow Long Radius 90°

CODE	D × D <sub>3</sub> [ND]	D × D <sub>3</sub> [mm]	D [in]	D <sub>3</sub> [in]	A [in]	B <sub>1</sub> [in]	B <sub>2</sub> [in]	C [in]	Packaging [pcs/pack]	Weight [lb/pc]
SO02090RCT*	1/2" × 1/2"	20 × 20	0.79	0.79	0.57	1.46	2.20	0.54	20	0.048
SO02590RCT*	3/4" × 3/4"	25 × 25	0.98	0.98	0.63	1.50	2.64	0.57	10	0.079
SO03290RCT*	1" × 1"	32 × 32	1.26	1.26	0.71	1.50	2.72	0.63	10	0.095

\* MTO

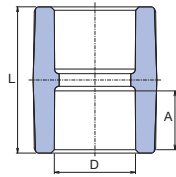


# Product Catalog – Fittings



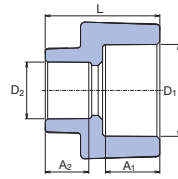
Three-Way Elbow

CODE	D [ND]	D [mm]	D [in]	A [in]	B [in]	Packaging [pcs/pack]	Weight [lb/pc]
SKOT020RCT	1/2"	20	0.79	0.57	1.06	10	0.044
SKOT025RCT	3/4"	25	0.98	0.63	1.16	10	0.070
SKOT032RCT	1"	32	1.26	0.71	1.38	5	0.137
SKOT040RCT	1 1/4"	40	1.57	0.81	1.63	5	0.238



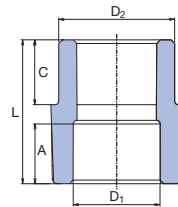
Coupling

CODE	D [ND]	D [mm]	D [in]	A [in]	L [in]	Packaging [pcs/pack]	Weight [lb/pc]
SNA020RCTX	1/2"	20	0.79	0.57	1.36	20	0.022
SNA025RCTX	3/4"	25	0.98	0.63	1.49	20	0.040
SNA032RCTX	1"	32	1.26	0.71	1.65	20	0.066
SNA040RCTX	1 1/4"	40	1.57	0.81	1.89	10	0.090
SNA050RCTX	1 1/2"	50	1.97	0.93	2.13	10	0.134
SNA063RCTX	2"	63	2.48	1.08	2.48	5	0.280
SNA075RCTX	2 1/2"	75	2.95	1.18	2.68	1	0.379
SNA090RCTX	3"	90	3.54	1.30	2.92	1	0.606
SNA110RCTX	3 1/2"	110	4.33	1.46	3.35	1	1.040
SNA125RCTX	4"	125	4.92	1.57	3.66	1	1.405



## Reducer Coupling

CODE	$D_1 \times D_2$ [ND]	$D_1 \times D_2$ [mm]	$D_1$ [in]	$D_2$ [in]	$A_1$ [in]	$A_2$ [in]	L [in]	Packaging [pcs/pack]	Weight [lb/pc]
SRE02520RCT	1/2" × 1/2"	20 × 20	0.79	0.79	0.63	0.57	1.34	20	0.031
SRE03220RCT	1" × 1/2"	32 × 20	1.26	0.79	0.71	0.57	1.50	20	0.040
SRE03225RCT	1" × 3/4"	32 × 25	1.26	0.98	0.71	0.63	1.57	20	0.042

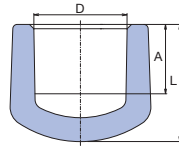


## Reducer Bushing

CODE	$D_1 \times D_2$ [ND]	$D_1 \times D_2$ [mm]	$D_1$ [in]	$D_2$ [in]	A [in]	L [in]	C [in]	Packaging [pcs/pack]	Weight [lb/pc]
SRE12520RCT	3/4" × 1/2"	25 × 20	0.98	0.79	0.57	1.34	0.55	20	0.022
SRE13220RCT	1" × 1/2"	32 × 20	1.26	0.79	0.57	1.34	0.63	20	0.026
SRE13225RCT	1" × 3/4"	32 × 25	1.26	0.98	0.63	1.38	0.63	20	0.029
SRE14020RCT	1 1/4" × 1/2"	40 × 20	1.57	0.79	0.57	1.43	0.73	10	0.046
SRE14025RCT	1 1/4" × 3/4"	40 × 25	1.57	0.98	0.63	1.51	0.73	10	0.048
SRE14032RCT	1 1/4" × 1"	40 × 32	1.57	1.26	0.71	1.63	0.73	20	0.051
SRE15025RCT	1 1/2" × 3/4"	50 × 25	1.97	0.98	0.63	1.63	0.84	10	0.077
SRE15032RCT	1 1/2" × 1"	50 × 32	1.97	1.26	0.71	1.70	0.84	10	0.077
SRE15040RCT	1 1/2" × 1 1/4"	50 × 40	1.97	1.57	0.81	1.70	0.84	10	0.077
SRE16325RCT	2" × 3/4"	63 × 25	2.48	0.98	0.63	1.78	1.00	5	0.132
SRE16332RCT	2" × 1"	63 × 32	2.48	1.26	0.71	1.86	1.00	5	0.123
SRE16340RCT	2" × 1 1/4"	63 × 40	2.48	1.57	0.81	1.74	1.00	5	0.128
SRE16350RCT	2" × 1 1/2"	63 × 50	2.48	1.97	0.93	2.13	1.00	5	0.167
SRE17540RCT	2 1/2" × 1 1/4"	75 × 40	2.95	1.57	0.81	2.24	1.14	5	0.207
SRE17550RCT	2 1/2" × 1 1/2"	75 × 50	2.95	1.97	0.93	2.02	1.14	5	0.220
SRE17563RCT	2 1/2" × 2"	75 × 63	2.95	2.48	1.08	2.48	1.14	1	0.247
SRE19050RCT	3" × 1 1/2"	90 × 50	3.54	1.97	0.93	2.28	1.31	1	0.346
SRE19063RCT	3" × 2"	90 × 63	3.54	2.48	1.08	2.24	1.31	1	0.330
SRE19075RCT	3" × 2 1/2"	90 × 75	3.54	2.95	1.18	2.73	1.31	1	0.407
SRE111075RCT	3 1/2" × 2 1/2"	110 × 75	4.33	2.95	1.18	2.38	1.55	1	0.553
SRE111090RCT	3 1/2" × 3"	110 × 90	4.33	3.54	1.30	3.13	1.55	1	0.667
SRE1125110RCT	4" × 3 1/2"	125 × 110	4.92	4.33	1.46	3.95	1.65	1	1.101

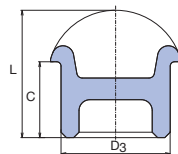


# Product Catalog – Fittings



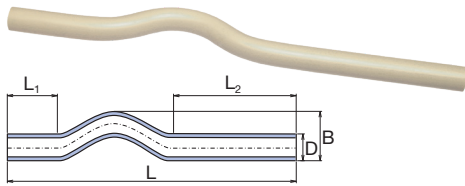
End Cap

CODE	D [ND]	D [mm]	D [in]	A [in]	L [in]	Packaging [pcs/pack]	Weight [lb/pc]
SZA020RCTX	1/2"	20	0.79	0.57	0.96	20	0.018
SZA025RCTX	3/4"	25	0.98	0.63	1.10	20	0.031
SZA032RCTX	1"	32	1.26	0.71	1.18	20	0.035
SZA040RCTX	1 1/4"	40	1.57	0.81	1.34	5	0.070
SZA050RCTX	1 1/2"	50	1.97	0.93	1.57	5	0.134
SZA063RCTX	2"	63	2.48	1.08	1.83	5	0.231
SZA075RCTX	2 1/2"	75	2.95	1.18	2.19	5	0.403
SZA090RCTX	3"	90	3.54	1.30	2.43	1	0.615
SZA110RCTX	3 1/2"	110	4.33	1.46	2.81	1	1.057
SZA125RCTX	4"	125	4.92	1.57	3.13	1	1.568



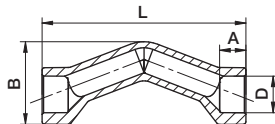
End Cap Plug

CODE	D [ND]	D [mm]	D [in]	C [in]	L [in]	Packaging [pcs/pack]	Weight [lb/pc]
SZA120RCTX	1/2"	20	0.79	0.56	0.93	20	0.009



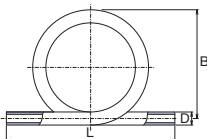

### Crossover, plain ends

CODE	D [ND]	D [mm]	D [in]	SDR	B [in]	L [in]	L <sub>1</sub> [in]	L <sub>2</sub> [in]	Packaging [pcs/pack]	Weight [lb/pc]
SKR020RCTX	1/2"	20	0.79	6	1.85	15.75	3.15	7.09	10	0.154
SKR025RCTX	3/4"	25	0.98	6	2.05	15.75	3.15	4.72	10	0.242
SKR032RCTX	1"	32	1.26	6	2.56	15.35	2.52	4.17	5	0.383
SKR040RCTX	1 1/4"	40	1.57	6	2.56	15.35	2.52	4.17	5	0.590



### Crossover

CODE	D [ND]	D [mm]	D [in]	SDR	A [in]	B [in]	L [in]	Packaging [pcs/pack]	Weight [lb/pc]
SKRH020RCT	1/2"	20	0.79	6	0.57	1.68	4.61	10	0.068
SKRH025RCT	3/4"	25	0.98	6	0.63	2.16	5.31	10	0.132
SKRH032RCT	1"	32	1.26	6	0.71	2.73	7.87	10	0.218



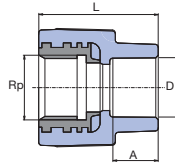
### Compensation Pipe

CODE	D [ND]	D [mm]	D [in]	SDR	B [in]	L [in]	Packaging [pcs/pack]	Weight [lb/pc]
SKS020RCTX	1/2"	20	0.79	6	7.87	17.72	10	0.383
SKS025RCTX	3/4"	25	0.98	6	8.27	17.32	10	0.581
SKS032RCTX	1"	32	1.26	6	9.06	16.14	1	0.947
SKS040RCTX	1 1/4"	40	1.57	6	11.42	17.72	1	1.731



# Product Catalog – Transition Fittings

## Transition Fittings made from Lead-Free\* DZR Alloy

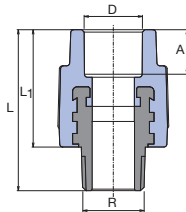


**Brass Female Threaded Adapter  
PP-RCT (Socket) × Female NPT**

CODE	D × Rp [ND × thread]	D [mm]	D [in]	A [in]	L [in]	Packaging [pcs/pack]	Weight [lb/pc]
SZI02020RCTUS	1/2" × 1/2" NPTF	20	0.79	0.57	1.54	10	0.123
SZI02025RCTUS*	1/2" × 3/4" NPTF	20	0.79	0.57	1.65	10	0.159
SZI02520RCTUS*	3/4" × 1/2" NPTF	25	0.98	0.63	1.59	10	0.137
SZI02525RCTUS	3/4" × 3/4" NPTF	25	0.98	0.63	1.85	10	0.165
SZI03225RCTUS	1" × 3/4" NPTF	32	1.26	0.71	1.77	10	0.178
SZI03232RCTUS*	1" × 1" NPTF	32	1.26	0.71	2.01	10	0.326
SZI04040RCTUS*	1 1/4" × 1 1/4" NPTF	40	1.57	0.81	2.58	5	0.573
SZI05050RCTUS*	1 1/2" × 1 1/2" NPTF	50	1.97	0.93	2.60	4	0.722
SZI06363RCTUS*	2" × 2" NPTF	63	2.48	1.08	2.85	2	1.357
SZI07575RCTUS*	2 1/2" × 2 1/2" NPTF	75	2.95	1.10	2.58	1	1.489
SZI09090RCTUS*	3" × 3" NPTF	90	3.54	1.26	3.54	1	2.101

\* MTO

\* with octagon



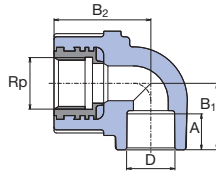
**Brass Male Threaded Adapter  
PP-RCT (Socket) × Male NPT**

CODE	D × R [ND × thread]	D [mm]	D [in]	A [in]	L [in]	L <sub>1</sub> [in]	Packaging [pcs/pack]	Weight [lb/pc]
SZE02020RCTUS	1/2" × 1/2" NPTM	20	0.79	0.57	2.11	1.54	10	0.137
SZE02025RCTUS*	1/2" × 3/4" NPTM	20	0.79	0.57	2.28	1.57	10	0.211
SZE02520RCTUS	3/4" × 1/2" NPTM	25	0.98	0.63	2.19	1.61	10	0.145
SZE02525RCTUS	3/4" × 3/4" NPTM	25	0.98	0.63	2.32	1.61	10	0.216
SZE03225RCTUS	1" × 3/4" NPTM	32	1.26	0.71	2.36	1.73	10	0.231
SZE03232OKRCTUS*	1" × 1" NPTM	32	1.26	0.71	2.74	1.65	10	0.449
SZE04040RCTUS*	1 1/4" × 1 1/4" NPTM	40	1.57	0.81	3.05	1.87	5	0.687
SZE05050RCTUS*	1 1/2" × 1 1/2" NPTM	50	1.97	0.93	3.21	2.01	4	1.013
SZE06363RCTUS*	2" × 2" NPTM	63	2.48	1.08	3.68	2.28	2	1.670
SZE07575RCTUS*	2 1/2" × 2 1/2" NPTM	75	2.95	1.18	4.33	2.74	1	1.949
SZE09090RCTUS*	3" × 3" NPTM	90	3.54	1.30	4.47	2.87	1	2.705

\* MTO

\* with octagon

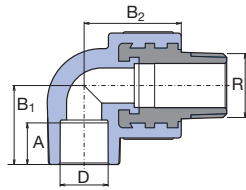
\* Lead-Free: weighted average lead content ≤ 0.25 %



**Elbow 90° with Brass Female  
Threaded Adapter  
PP-RCT (Socket) × Female NPT**

CODE	D × Rp [ND × thread]	D [mm]	D [in]	A [in]	B <sub>1</sub> [in]	B <sub>2</sub> [in]	Packaging [pcs/pack]	Weight [lb/pc]
SKOI02020RCTUS	1/2" × 1/2" NPTF	20	0.79	0.57	1.06	1.36	10	0.137
SKOI02025RCTUS	1/2" × 3/4" NPTF	20	0.79	0.57	1.06	1.57	10	0.181
SKOI02520RCTUS	3/4" × 1/2" NPTF	25	0.98	0.63	1.22	1.42	10	0.154
SKOI02525RCTUS	3/4" × 3/4" NPTF	25	0.98	0.63	1.18	1.61	10	0.198
SKOI03232RCTUS*	1" × 1" NPTF	32	1.26	0.71	1.42	2.01	10	0.370

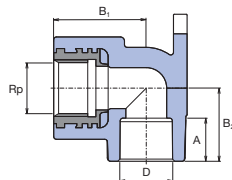
\* MTO



**Elbow 90° with Brass Male  
Threaded Adapter  
PP-RCT (Socket) × Male NPT**

CODE	D × R [ND × thread]	D [mm]	D [in]	A [in]	B <sub>1</sub> [in]	B <sub>2</sub> [in]	Packaging [pcs/pack]	Weight [lb/pc]
SKOE02020RCTUS*	1/2" × 1/2" NPTM	20	0.79	0.57	1.06	1.36	10	0.163
SKOE02025RCTUS*	1/2" × 3/4" NPTM	20	0.79	0.57	1.06	1.54	10	0.247
SKOE02520RCTUS*	3/4" × 1/2" NPTM	25	0.98	0.63	1.22	1.42	10	0.181
SKOE02525RCTUS*	3/4" × 3/4" NPTM	25	0.98	0.63	1.18	1.54	10	0.256
SKOE03232RCTUS*	1" × 1" NPTM	32	1.26	0.71	1.42	1.64	5	0.260

\* MTO



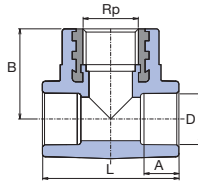
**Elbow 90° Drop Ear / For Wall Mounting  
PP-RCT (Socket) × Female NPT**

CODE	D × Rp [ND × thread]	D [mm]	D [in]	A [in]	B <sub>1</sub> [in]	B <sub>2</sub> [in]	Packaging [pcs/pack]	Weight [lb/pc]
SNK020RCTUS	1/2" × 1/2" NPTF	20	0.79	0.57	1.34	1.06	10	0.137
SNK02520RCTUS	3/4" × 3/4" NPTF	25	0.98	0.57	1.42	1.08	10	0.181
SNK025RCTUS	3/4" × 1/2" NPTF	25	0.98	0.63	1.54	1.16	10	0.154



# Product Catalog – Transition Fittings

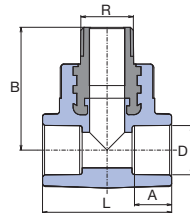
Transition Fittings made from Lead-Free\* DZR Alloy



**Tee with Brass Female Threaded Adapter**  
**PP-RCT (Socket) × Female NPT**

CODE	D × Rp [ND × thread]	D [mm]	D [in]	A [in]	L [in]	B [in]	Packaging [pcs/pack]	Weight [lb/pc]
STKI02020RCTUS*	1/2" × 1/2" NPTF	20	0.79	0.57	2.03	1.34	10	0.150
STKI02520RCTUS*	3/4" × 1/2" NPTF	25	0.98	0.63	3.15	1.57	10	0.167
STKI02525RCTUS*	3/4" × 3/4" NPTF	25	0.98	0.63	3.15	1.57	5	0.207
STKI03220RCTUS*	1" × 1/2" NPTF	32	1.26	0.71	2.80	1.59	15	0.233
STKI03225RCTUS	1" × 3/4" NPTF	32	1.26	0.71	2.80	1.65	5	0.260
STKI03232RCTUS*	1" × 1" NPTF	32	1.26	0.71	3.15	2.17	5	0.396

\* MTO



**Tee with Brass Male Threaded Adapter**  
**PP-RCT (Socket) × Male NPT**

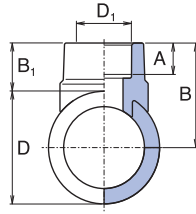
CODE	D × R [ND × thread]	D [mm]	D [in]	A [in]	L [in]	B [in]	Packaging [pcs/pack]	Weight [lb/pc]
STKE02020RCTUS*	1/2" × 1/2" NPTM	20	0.79	0.57	2.03	1.91	10	0.176
STKE02520RCTUS*	3/4" × 1/2" NPTM	25	0.98	0.63	2.36	2.01	10	0.194
STKE02525RCTUS	3/4" × 3/4" NPTM	25	0.98	0.63	2.56	2.07	5	0.269
STKE03225RCTUS*	1" × 3/4" NPTM	25	0.98	0.71	2.80	2.30	5	0.322
STKE03232RCTUS*	1" × 1" NPTM	32	1.26	0.71	3.15	2.36	5	0.458

\* MTO

\* Lead-Free: weighted average lead content ≤ 0.25 %

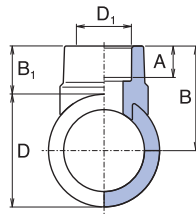
# Product Catalog – Saddles

Saddles are used to install reducing branch lines or making manifolds



PP-RCT Weld in Saddle

CODE	D × D <sub>1</sub> [ND]	D × D <sub>1</sub> [mm]	D [in]	D <sub>1</sub> [in]	A [in]	B <sub>1</sub> [in]	B [in]	Packaging [pcs/pack]	Weight [lb/pc]
SNS06332RCT	2" × 1"	63 × 32	2.48	1.26	0.71	0.84	2.17	10	0.048
SNS07532RCT	2 1/2" × 1"	75 × 32	2.95	1.26	0.71	0.84	2.40	10	0.051
SNS09032RCT	3" × 1"	90 × 32	3.54	1.26	0.71	0.84	2.72	10	0.053
SNS11032RCT	3 1/2" × 1"	110 × 32	4.33	1.26	0.71	1.01	3.18	10	0.075
SNS11040RCT	3 1/2" × 1 1/4"	110 × 40	4.33	1.57	0.83	1.01	3.18	10	0.079
SNS12532RCT	4" × 1" *	125 × 32	4.92	1.26	0.71	0.87	3.33	10	0.073
SNS12540RCT	4" × 1 1/4" *	125 × 40	4.92	1.57	0.83	1.10	3.56	10	0.084
SNS12550RCT	4" × 1 1/2" *	125 × 50	4.92	1.97	0.93	1.16	3.62	5	0.095
SNS12563RCT	4" × 2" *	125 × 63	4.92	2.48	1.08	1.46	3.92	5	0.106



PP-RCT Weld in Saddle

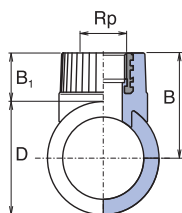
CODE	D × D <sub>1</sub> [ND]	D × D <sub>1</sub> [mm]	D [in]	D <sub>1</sub> [in]	A [in]	B <sub>1</sub> [in]	B [in]	Packaging [pcs/pack]	Weight [lb/pc]
SNS16040RCT	6" × 1 1/4"	160 × 40	6.30	1.57	0.65	1.38	4.53	1	0.119
SNS16050RCT	6" × 1 1/2"	160 × 50	6.30	1.97	0.73	1.63	4.78	1	0.209
SNS16063RCT	6" × 2"	160 × 63	6.30	2.48	0.87	1.65	4.80	1	0.341
SNS20050RCT	8" × 1 1/2"	200 × 50	7.87	1.97	0.61	1.63	5.57	1	0.198
SNS20063RCT	8" × 2"	200 × 63	7.87	2.48	0.87	1.65	5.58	1	0.350
SNS20075RCT	8" × 2 1/2"	200 × 75	7.87	2.95	0.98	1.77	5.71	1	0.485
SNS20090RCT	8" × 3"	200 × 90	7.87	3.54	1.06	2.40	6.34	1	1.112
SNS25063RCT*	10" × 2"	250 × 63	9.84	2.48	0.87	1.65	6.57	1	0.319
SNS25075RCT*	10" × 2 1/2"	250 × 75	9.84	2.95	0.98	1.77	6.69	1	0.474
SNS25090RCT*	10" × 3"	250 × 90	9.84	3.54	1.06	2.40	7.32	1	1.068
SNS250110RCT*	10" × 3 1/2"	250 × 110	9.84	4.33	1.22	2.63	7.55	1	1.454

\* MTO



# Product Catalog – Saddles

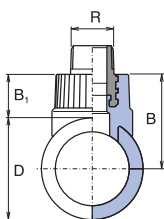
Saddles are used to install reducing branch lines or making manifolds



**Weld-in Saddle with Brass Female Threaded Adapter**  
PP-RCT (Weld-in) × Female NPT

CODE	D × Rp [ND × thread]	D [mm]	D [in]	B <sub>1</sub> [in]	B [in]	Packaging [pcs/pack]	Weight [lb/pc]
SNSI06325RCTUS*	2" × 3/4" NPTF	63	2.48	1.06	2.30	10	0.185
SNSI07525RCTUS*	2 1/2" × 3/4" NPTF	75	2.95	1.06	2.54	10	0.185
SNSI09025RCTUS*	3" × 3/4" NPTF	90	3.54	1.06	2.83	10	0.185

\* MTO



**Weld-in Saddle with Brass Male Threaded Adapter**  
PP-RCT (Weld-in) × Male NPT

CODE	D × R [ND × thread]	D [mm]	D [in]	B <sub>1</sub> [in]	B [in]	Packaging [pcs/pack]	Weight [lb/pc]
SNSE06325RCTUS*	2" × 3/4" NPTM	63	2.48	1.76	3.00	10	0.247
SNSE07525RCTUS*	2 1/2" × 3/4" NPTM	75	2.95	1.76	3.24	10	0.242
SNSE09025RCTUS*	3" × 3/4" NPTM	90	3.54	1.76	3.54	10	0.242

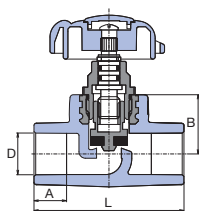
\* MTO



**Drill for Weld in Saddle**

CODE	D <sub>1</sub> [ND]	D <sub>1</sub> [mm]	Packaging [pcs/pack]	Weight [lb/pc]
VNS032XXXX	1"	32	1	0.440
VNS040XXXX	1 1/4"	40	1	0.667
VNS050XXXX	1 1/2"	50	1	1.111
VNS063XXXX	2"	63	1	1.422
VNS075XXXX	2 1/2"	75	1	1.577
VNS090XXXX	3"	90	1	1.934
VNS110XXXX	3 1/2"	110	1	2.711

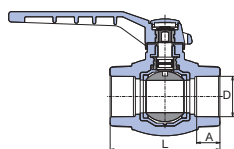
# Product Catalog – Valves and Flanges



**Globe valve**  
PP-RCT body with metal components  
Not compliant with NSF-61

CODE	D [ND]	D [mm]	D [in]	A [in]	B [in]	L [in]	Packaging [pcs/pack]	Weight [lb/pc]
SVE020RCTUS*	1/2"	20	0.79	0.57	1.08	2.72	10	0.308
SVE025RCTUS*	3/4"	25	0.98	0.63	1.18	3.15	10	0.423
SVE032RCTUS	1"	32	1.26	0.71	1.54	3.50	5	0.837
SVE040RCTUS	1 1/4"	40	1.57	0.81	1.61	4.41	5	1.194
SVE050RCTUS	1 1/2"	50	1.97	0.93	1.89	5.35	1	1.612
SVE063RCTUS	2"	63	2.48	1.08	2.36	6.38	1	2.930

\* MTO




**Ball Valve – Plastic**  
Not compliant with NSF-61

CODE	D [ND]	D [mm]	D [in]	A [in]	L [in]	Packaging [pcs/pack]	Weight [lb/pc]
SVEK020RCTUS	1/2"	20	0.79	0.57	2.56	10	0.256
SVEK025RCTUS	3/4"	25	0.98	0.63	2.80	10	0.370
SVEK032RCTUS*	1"	32	1.26	0.71	3.35	10	0.648
SVEK040RCTUS*	1 1/4"	40	1.57	0.81	3.94	5	1.198
SVEK050RCTUS*	1 1/2"	50	1.97	0.93	4.53	1	1.925
SVEK063RCTUS*	2"	63	2.48	1.08	5.28	1	2.815

\* MTO


# Product Catalog – Valves and Flanges



**Ball Valve – Metal**  
Not compliant with NSF-61

CODE	D [ND]	D [mm]	D [in]	L [in]	B <sub>1</sub> [in]	B <sub>2</sub> [in]	Packaging [pcs/pack]	Weight [lb/pc]
SVEKKS020RCTUS	1/2"	20	0.79	3.19	1.81	3.15	5	0.645
SVEKKS025RCTUS*	3/4"	25	0.98	3.43	1.97	4.17	5	0.789


\* MTO



**Union – Spigot × Spigot**

CODE	D [ND]	D [mm]	D [in]	A [in]	L [in]	L <sub>1</sub> [in]	Packaging [pcs/pack]	Weight [lb/pc]
SRS020RCTUS*	1/2"	20	0.79	1.18	3.23	1.57	20	0.194
SRS025RCTUS*	3/4"	25	0.98	1.50	3.23	1.57	20	0.313
SRS032RCTUS*	1"	32	1.26	1.81	3.62	1.77	10	0.467
SRS040RCTUS*	1 1/4"	40	1.57	2.28	4.41	2.17	5	0.634

\* MTO

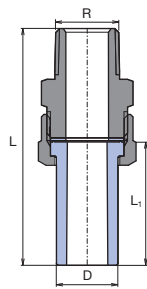


**Spigot × Female Union**

CODE	D × Rp [ND × thread]	D [mm]	D [in]	L [in]	L <sub>1</sub> [in]	Packaging [pcs/pack]	Weight [lb/pc]
SSI02020RCTUS*	1/2" × 1/2" NPTF	20	0.79	2.36	1.57	10	0.189
SSI02525RCTUS*	3/4" × 3/4" NPTF	25	0.98	2.44	1.57	10	0.300
SSI03232RCTUS*	1" × 1" NPTF	32	1.26	2.76	1.77	10	0.485

\* MTO

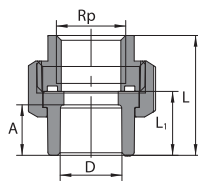




## Spigot × Male Union

CODE	D × R [ND × thread]	D [mm]	D [in]	L [in]	L <sub>1</sub> [in]	Packaging [pcs/pack]	Weight [lb/pc]
SSE02020RCTUS*	1/2" × 1/2" NPTM	20	0.79	3.03	1.57	10	0.260
SSE02525RCTUS*	3/4" × 3/4" NPTM	25	0.98	3.15	1.57	10	0.432
SSE03232RCTUS*	1" × 1" NPTM	32	1.26	3.62	1.77	10	0.714

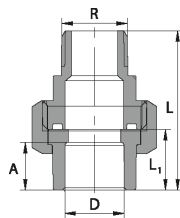
\* MTO



## Screw Union with Socket – Female

CODE	D × Rp [ND × thread]	D [mm]	D [in]	L [in]	L <sub>1</sub> [in]	Packaging [pcs/pack]	Weight [lb/pc]
SSH02020RCTUS	1/2" × 1/2" NPTF	20	0.79	1.48	0.77	10	0.269
SSH02525RCTUS*	3/4" × 3/4" NPTF	25	0.98	1.83	0.91	10	0.469

\* MTO

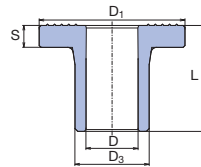


## Screw Union with Socket – Male

CODE	D × R [ND × thread]	D [mm]	D [in]	L [in]	L <sub>1</sub> [in]	Packaging [pcs/pack]	Weight [lb/pc]
SSHE02020RCTUS*	1/2" × 1/2" NPTM	20	0.79	2.07	0.77	10	0.313
SSHE02525RCTUS*	3/4" × 3/4" NPTM	25	0.98	2.32	0.91	10	0.491

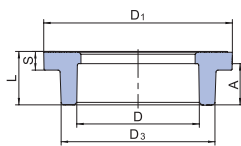
\* MTO

# Product Catalog – Valves and Flanges



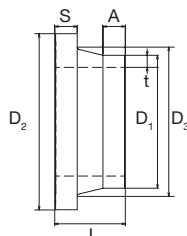
**Flange Adapter (Socket Fusion)**

CODE	D <sub>3</sub> [ND]	D <sub>3</sub> [mm]	D <sub>3</sub> [in]	L [in]	D [in]	D <sub>1</sub> [in]	S [in]	Packaging [pcs/pack]	Weight [lb/pc]
SLN040RCTX	1 1/4"	40	1.57	2.31	1.18	3.15	0.20	2	0.088
SLN050RCTX	1 1/2"	50	1.97	2.39	1.46	3.54	0.26	2	0.143
SLN063RCTX	2"	63	2.48	2.47	1.85	4.13	0.32	1	0.280
SLN075RCTX	2 1/2"	75	2.95	2.83	2.20	4.80	0.38	1	0.452
SLN090RCTX	3"	90	3.54	3.57	2.64	5.51	0.46	1	0.705
SLN110RCTX	3 1/2"	110	4.33	4.01	3.19	6.36	0.58	1	1.306



**Flange Adapter (Socket Fusion)**

CODE	D [ND]	D [mm]	D [in]	D <sub>3</sub> [in]	L [in]	D <sub>1</sub> [in]	S [in]	A [in]	Packaging [pcs/pack]	Weight [lb/pc]
SLN125RCT	4"	125	4.92	6.18	2.17	7.48	0.63	1.57	1	1.207

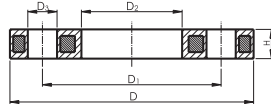


**Flange Adapter (Butt Fusion)**

SDR: 11

Pressure/Temperature rating: 115 PSI @ 140 F

CODE	D <sub>1</sub> [ND]	D <sub>1</sub> [mm]	D <sub>1</sub> [in]	D <sub>2</sub> [mm]	D <sub>3</sub> [mm]	S [mm]	A [mm]	t [mm]	L [mm]	Packaging [pcs/pack]	Weight [lb/pc]
SLN160XXXXX	6"	160	8.35	6.89	1.06	1.06	0.72	3.35	2.11	1	8.350
SLN200XXXXX	8"	200	10.55	9.13	1.34	1.97	0.57	5.12	5.07	1	10.550
SLN250XXXXX	10"	250	12.60	11.22	1.42	1.50	0.89	4.76	6.83	1	12.600

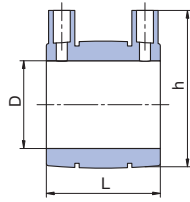


## Flange PP-Steel Plate Reinforced PN 16

Coming Soon



# Product Catalog – Valves and Flanges



**Electrofusion Coupling**

CODE	D <sub>1</sub> [ND]	D <sub>1</sub> [mm]	D <sub>1</sub> [in]	L [in]	h [in]	Packaging [pcs/pack]	Weight [lb/pc]
ENA063PPRCT	2"	63	2.48	4.33	3.82	1	0.573
ENA075PPRCT	2 1/2"	75	2.95	4.72	4.49	1	0.903
ENA090PPRCT	3"	90	3.54	5.12	5.12	1	1.123
ENA110PPRCT	3 1/2"	110	4.33	5.51	5.98	1	1.762
ENA125PPRCT	4"	125	4.92	5.94	6.61	1	2.093
ENA160PPRCT	6"	160	6.30	6.93	8.07	1	2.863
ENA200PPRCT	8"	200	7.87	7.36	9.65	1	4.185
ENA250PPRCT	10"	250	9.84	9.57	12.40	1	9.912

\* Information about delivery upon request

# Certificates and shortcuts

- For production and testing is used standard EN ISO 15874. Requirements from this standard are stated in PN 01 (Internal Company Standard).
- The application and assembling of products have to conform to assembly regulations of Wavin PP-RCT system.
- System of quality is certified in accordance with ISO 9001-2000
- Extended warranty period 10 years for standard products (I., II.)
- Common warranty period 2 years for other products (III., IV.)

## Shortcuts used

CODE – purchasing code

Rp – female cylindrical thread sealing on threads

R – male conical thread sealing on threads

MTO – made to order



# Limited Warranty and Limitations of Liability

WAVIN PP-RCT Pipes and fittings (the "Products") are manufactured and sold by Wavin Czechia, s.r.o. ("Seller"). The Products conform to ASTM D2389-21, Standard Specification for pressure rated polypropylene (PP) piping system. The Products are certified by NSF International Standard 14 and 61 for use in potable water applications and meet the requirement for lead-free plumbing.

## LIMITED WARRANTY

The Products are warranted to be free from defects in materials and workmanship under normal use in hot and cold potable water installations only, for a period of ten years from the date of purchase (the "Warranty"). In order for this Warranty to apply, the Products must be handled, stored, and installed in accordance with the instructions provided in this product booklet. As set forth more fully in Section 7.5 of our Terms and Conditions of Sale (which is incorporated by reference), this Warranty does not cover any damage caused by improper handling, storage, shipping, or installation of the Products (including installation in any applications other than hot and cold potable water).

Claims under this Warranty must be made in writing and submitted to Seller promptly after the defect is discovered and, in any event, within ten years of the date of purchase. In order to make a claim under this Warranty, any Product alleged to be defective must be made available to Seller for inspection, verification, and testing.

If Seller confirms that the Product is defective, the exclusive remedy for breach of this Warranty is limited to (1) replacement of the defective product, or (2) refund of the purchase price. Seller shall have no liability for the cost of removal or reinstallation with respect to any replaced Product. The election of said remedies will be determined by Seller in its sole discretion and shall be considered final disposition.

To the extent that this Warranty conflicts with our Terms and Conditions of Sale, the terms of this Warranty shall prevail. This Warranty may only be modified or altered in a writing signed by the President of Seller.

## LIMITATION OF LIABILITY

FOR THE AVOIDANCE OF DOUBT, SELLER'S LIABILITY FOR ANY AND ALL LOSS OR DAMAGE, HOWSOEVER ARISING AND UNDER ANY LEGAL OR EQUITABLE THEORY (INCLUDING WITHOUT LIMITATION BREACH OF CONTRACT; BREACH OF WARRANTY; COMMON LAW, EQUITABLE, OR CONTRACT INDEMNITY; NEGLIGENCE; OR TORT) SHALL BE STRICTLY LIMITED TO THE PURCHASE PRICE OF THE PRODUCT.

ALL IMPLIED WARRANTIES ARE HEREBY DISCLAIMED AND EXCLUDED. THIS LIMITED EXPRESS WARRANTY IS IN LIEU OF ALL OTHER WARRANTIES, GUARANTEES, AND AGREEMENTS. SELLER EXCLUDES ALL OTHER WARRANTIES, EXPRESS OR IMPLIED, INCLUDING WARRANTIES OF MERCHANTABILITY AND FITNESS FOR A PARTICULAR PURPOSE AND/ OR WARRANTY OF NON-INFRINGEMENT. SELLER NEITHER ASSUMES NOR AUTHORIZES ANY OTHER PERSON TO ASSUME FOR SELLER ANY OTHER OBLIGATION OR LIABILITY IN CONNECTION WITH THE PRODUCTS. IN NO EVENT SHALL SELLER BE LIABLE FOR CONSEQUENTIAL OR INCIDENTAL DAMAGES.

## CHOICE OF LAW AND VENUE

Georgia law will govern all disputes arising out of or relating to the Products and/or to this Warranty, without regard to conflict of law principles. The Parties acknowledge and agree that the applicability of the United Nations Convention on Contracts for the International Sale of Goods (often referred to as the Vienna Sales Convention) is expressly excluded.

Any disputes related to the Products or this Warranty will be resolved exclusively in the state or federal courts of Fulton County, Georgia, USA, and you and Seller consent to personal jurisdiction in those courts.

Wavin Czechia, s.r.o.  
Rudeč 848  
277 13 Kostelec nad Labem  
Czech Republic  
+420/ 326 983 111  
customer.service@orbis.com  
www.wavin.us








# Discover our broad portfolio at wavin.us

- Water management
- Heating and cooling
- Water and gas distribution
- Waste water drainage



Wavin is part of Orbia, a community of companies working together to tackle some of the world's most complex challenges. We are bound by a common purpose: To Advance Life Around the World.



Wavin operates a programme of continuous product development, and therefore reserves the right to modify or amend the specification of their products without notice. All information in this publication is given in good faith, and believed to be correct at the time of going to press. However, no responsibility can be accepted for any errors, omissions or incorrect assumptions.

**Wavin** 950 Winter Street, South Entrance 1st Floor, Waltham, MA 02451, United States | 5700 Côte de Liesse Montréal, QC H4T 1B1  
Phone CAN 514-735-7585 / 1800-561-1169 | US 514-735-3632 / 1800-763-3632 |  
E-mail [customer.service@orbia.com](mailto:customer.service@orbia.com) | [wavin.us](http://wavin.us) | [wavin.ca](http://wavin.ca) | [bow-group.com](http://bow-group.com)

© 2025 Wavin Wavin reserves the right to make alterations without prior notice. Due to continuous product development, changes in technical specifications may change. Installation must comply with the installation instructions.

@Montréal 9.2025